



PT INCOMINDO MURNI JAYA

OFFICE & SHOWROOM :
Jl. PAHLAWAN NO. 41 A. ALUN - ALUN CONTONG
BUBUTAN, SURABAYA - 60174
Telp (051) 5479000, 5474009, 5479126. Fax : (031) 5457016

HP / WA
081235440625 | 082141116195 | 081130500785

PROJECT INQUIRY
082131798182

EMAIL
MARKETING@INCOMINDO.COM
PROJECT.INCOMINDO@GMAIL.COM



CATALOGUE 2022

SNI ISO 13006 : 2010
MS ISO 13006 : 2014
SNI ISO 9001 : 2015

www.ikadceramic.com

PORCELLANATO
a different lifestyle

NATURO SERIES
Your nature, your choice

DIGITAL print
true color, careful space



PT INCOMINDO MURNI JAYA

IKAD WALL TILE | IKAD FLOOR TILE | PORCELLANATO

TABLE OF CONTENTS

PAGE 1

DL 1449 D0 | DL 1549 D0 | DL 23616 P1 | DL 25616 P1 | DL 26616 P1 | DL 28616 P1 | DL 37616 P1 | DL 43616 P1 | DL 46616 P1
DL 48616 P1 | DL 6203 P2 | DL 6101 P2 | DL 2319 M2 | DL 2519 M2 | DL 2619 M2 | DL 2819 M2 | DL 3719 M2 | DL 4319 M2
DL 4619 M2 | DL 4819 M2 | DL 46267 P3 | DL 46262 P3 | DL 48626 P3

PAGE 2

DX 3133 P3 | DX 4733 P3 | DX 34628 D0 | DX 31192 D0 | DX 37192 D0 | DX 2477A DN | DX 2577A DN | DX 2277A DN
DX 22810 DN | DX 3281A DN | DX 24810 DN | DX 3481A DN | DX 71620 DM | DX 7462A DM | DX 7662A DM

PAGE 3

DX 7562A DM | DX 84205 DL | DX 14181 D0 | DX 85205 DL | DX 12181 D0 | DX 12661 D0 | DX 14661 D0 | DX 12662 D0
DX 14662 D0 | DX 14199 D3 | DX 21616 D0 | DX 56616 D0 | DX 58616 D0 | DX 47616 D0 | DX 14191 D3

PAGE 4

DX RUBY BEIGE | DX RUBY GREY | DX ROYAL GREY | DX 1281 D0 | 1282 D0 | DX 25220 D0 | DX 5522A D0 | DX 22390 D0
DX 3239A D0 | DX 26390 D0 | DX 3839A D0 | DX 28390 D0 | DX 3939A | DX 29390 D0 | DX3639A D0

PAGE 5

DX 24820 DW | DX 3482A DW | DX 34820 DW | DX 22820 DW | DX 3282A DW | DX 32820 DW | DX 7269A D0
DX 62690 D0 | DX 7469A D0 | DX 64690 D0 | DX 61850 D0 | DX 7285A D0 | D7385A D0 | DX 7985A D0 | DX 21680 D0

PAGE 6

DZ 61470 D4 | DZ 62453 D5 | DZ 64480 D4 | DZ 7447A D0 | DZ 7448A D0 | DZ 22471 D0 | DZ 24471 D0
DZ 37457 D0 | DZ 37462 D0 | DZ 37455 D0 | DZ 47461 D0 | DZ 37458 D0 | DZ 65472 D0 | DZ 31459 DB

PAGE 7

DT 71780 D0 | DT 7178A D0 | DT 7178B D0 | DT 61110 D0 | DT 6111A D0 | 71023 DA | DT 76032 DA | DT MOROCCO
DT 6408A D0 | DT 62080 D0

PAGE 8

DT 65160 DH | DT 6516A DH | DT 75132 DK | DT 74133 DN | DT 72117 DE | DT 77175 DW | DT 61100 D0 | DT 61171 DR
DT 61172 DS | DT 71173 DB

PAGE 9

DT 35087 D3 | DT 6576A D0 | DT 65760 D0 | DT 75171 DR | DT 85592 DE | DT 72068 D3 | DT 75125 D0 | DT 6218 D3
DT 7416 D3 | DT 6222 D3

PAGE 10

DT 7517 D3 | DT 72061 D3 | DT 65125 D0 | DT 62125 D0 | DT MARBLE GREY | DT DJOR MARBLE | DT 7480 D3 | DT 61305 D4

PAGE 11

SC 1321 M4 | SC 1521 M4 | SC 1621 M4 | SC 1821 M4 | SC 2366 M8 | SC 2466 M8 | SC 2566 M8 | SC 2666 M8 | SC 2866 M8
SC 2346 M3 | SC 2446 M3 | SC 2546 M3 | SC 2646 M3 | SC 2846 M3 | SC 3646 M3 | SC 3846 M3 | SC 1247 M3 | SC 1647 M3
SC 2747 M3 | SC 1403 P2 | SC 2403 P2 | SC 2503 P2 | SC 55563 | SC 28563 | SC 86563 | SC 96563 | SC 47563

PAGE 12

SL 25425 MU | SL 33425 MU | SL 37425 MU | SL 46425 MU | SL 48425 MU | SL 22598 D0 | SL 24598 D0 | SL 25598 D0
SL 37598 D0 | SL 25649 D0 | SL 24648 D0 | SL 25648 DS | SL 26648 MS | SL 28648 MS | SL 2339 MA | SL 2439 MA
SL 2539 MA | SL 2639 MA | SL 2839 MA | SL 3439 MA | SL 3739 MA | SL 2536 P2 | SL 2536 P2

PAGE 13

SL 22390 D0 | SL 26390 D0 | SL 28390 D0 | SL 29390 D0 | SL 96610 D0 | SL 24647 D0 | SL 37647 D0 | SL 1262 M3
SL 1662 M3 | SL 2762 M3 | SL 64047 D0 | SL 25046 D0 | SL 27046 D0 | SL 35606 MM | SL 37606 MM | SL 1240 P1
SL 1440 P1 | SL 1540 P1 | SL 2150 P1 | SL 2250 P1 | SL 2450 P1 | SL 3750 P2

PAGE 14

GE 24057 D0 | GE 25057 D0 | GE 24052 D0 | GE 25052 D0 | GE 24055 D0 | GE 25055 D0 | GE 24051 D0 | GE 25051 D0
GE 24056 D0 | GE 25056 D0 | GE 6102 | GE 2002 | GE 1359 P2 | GE 1459 P2 | GE 1559 P2 | GE 1859 P2

PAGE 15

GE 1112 P2 | GE 1220 P2 | GE 6240 P1 | GE 7415 | GE 7515 | GE 27641 P2 | GE 7321 | GE 7521 | GE 7621 | GE 7721
GE 7821 | GE 62043 P1 | GE 64043 P1 | GE 67043 P1

PAGE 16

SE 84702 D0 | SE 87702 D0 | SE 24138 MF | SE 24139 MF | SE 1218 D3 | SE 62045 MG | SE 64045 MG | SE 67045 MG
SE 74049 DK | SE 75049 DK | SE 74048 DJ | SE 75048 DJ

PAGE 17

SX 6102 | SX 6101 | SX 6202 | SX 74552 D0 | SX 3770 | SX 3717 P2 | SX 37553 | SX 7426 D0 | SX 72552 D0 | SX 82552 AC
SX 77552 D0 | SX 87552 AC | SX 48008 | SX SEPIA BEIGE | SX SEPIA GREY | SX FONTANA GRIGIO

PAGE 18

SX DAINA BEIGE | SX DAINA GREEN | SX DAINA GREY | SX DJOR GREY | SX 1359 P2 | SX 1459 P2 | SX 1559 P2 | SX 1859 P2
SX 1352 P2 | SX 1552 P2 | SX 1652 P2 | SX 1852 P2 | SX ONYX BEIGE | SX ONYX GREY | SX VERONA IVORY | SX VERONA GREY

PAGE 19

SX 2017 D0 | SX 2117 D0 | SX 2217 D0 | SX 2417 D0 | SX 6246 D0 | SX 6446 D0 | SX 2540 D0 | SX VENEZIA GREY
SX TOPAZ BEIGE | SX TOPAZ GREY | SX NOVA BEIGE | SX NOVA GREY | SX GALAXY BEIGE | SX GALAXY GREY
SX ALABA IVORY

PAGE 20

SX 74562 BE | SX 75562 BE | SX 74591 AJ | SX 75591 AJ | SX 74568 AG | SX 75568 AG | SX 75507 DY | SX 77507 DY | SX 75629 AU
SX 75149 DY | SX 74068 AW | SX 74066 AV | SX 84510 DU | SX 84509 DS | SX 85509 DS | SX 85626 A0

PAGE 21

SX 74595 D0 | SX 85595 D0 | SX 8215 DE | SX 8575 DE | SX 64656 D0 | SX 25152 D0 | SX 75025 D0 | SX 75592 AS | SX 22582 D0
SX 25581 D0 | SX 25583 D0 | SX 26583 D0 | SX 23617 D0 | SX 24617 D0 | SX 25617 D0 | 26617 D0

PAGE 22 SXL NATURO Series

SXL MAKARA BROWN | SXL MAKARA GREY | SXL EBONNY BROWN | SXL EBONNY GREY | SXL VINTAGE | SXL ASTRO BROWN
SXL ASTRO BLACK | SXL ASTRO LATTE | SXL LEGIO GREY | SXL LEGIO BROWN | SXL SERENA GREY | SXL SERENA WOOD

PAGE 23 SXL NATURO Series

SXL KUTA GREY | SXL KUTA BROWN | SXL MODENA GREY | SXL MODENA DEC | SXL KOBE SILVER | SXL KOBE GREY
SXL KYOTO SILVER | SXL KYOTO BLACK | SXL KOBE GIOR | SXL KOBE HANR

PAGE 24

SZ KRISTAL BEIGE | SZ KRISTAL GREY | SZ 12578 D0 | SZ 14578 D0 | SZ 12588 D0 | SZ 14588 D0 | SZ 2163 D4 | SZ 14587 D0
SZ 6101 | SZ 48008 | SZ 12148 D0 | SZ 14148 D0 | SZ MARBLE CREAM | SZ MARBLE GREY | SZ 62101 D4 | SZ 14143 D3

PAGE 25

SZ 2166 D4 | SZ 2242 D4 | SZ 2268 D4 | SZ 2247 D4 | SZ 11125 D3 | SZ 11165 D3 | SZ 2545 D4 | SZ 7216 D0 | SZ 48008
SZ 74105 DH | SZ 75105 DH | SZ 74537 DK | SZ 74147 DQ | SZ 74536 DJ | SZ 72533 D0 | SZ 64040 D0 | SZ 65040 D0

PAGE 26

SZ 74142 DP | SZ 75142 DP | SZ 65161 D0 | SZ 65160 D0 | SZ 72095 DD | SZ 75095 DD | SZ 62549 DM | SZ 65549 DM | SZ 8281 D6
SZ 8581 D6 | SZ 82097 D5 | SZ 85097 D3 | SZ 72533 D0

PAGE 27

ST 61276 D6 | SZ 61298 D6 | ST 62281 D5 | ST 64279 D4 | ST 74275 D6 | ST 75275 D6 | ST 62283 D0 | ST 64283 D0

PAGE 28

ST 74277 D4 | ST 25295 D0 | ST 25296 D0 | ST KRAKATAU GREY | ST ALPINE GOLD | ST ALPINE SILVER
ST KRAKATAU BLACK | ST KRAKATAU GOLD | ST KRAKATAU BROWN

Please read carefully

We make every effort to ensure the colours and aesthetics
Features of the products in this catalogue are as accurate as the limitation of the printing processes will allow.
"PLEASE REFER TO ACTUAL PRODUCT SAMPLES PRIOR TO PURCHASING."
Variations in shade and colour are inherent in all ceramic product.
this natural quality contributes to the overall visual characteristic of ceramic tiles and should be expected.

TABLE OF CONTENTS

GRANITE POLISHED

PAGE 30

HTGPL SWAN WHITE | HT SEPIA BEIGE | HT CRYSTAL BEIGE | HTGL ARGENTO | HTGPL IMOLA | HTGPL PAGANI
HTGPL LAGUNA | HTGPD ARMANI GREY | HTGPD LISBON BROWN

PAGE 31

HTGPL FIRENZE IVORY | HTGPL FIRENZE GREY | HTGPL BELUGA IVORY | HTGPM IBIZA GREY | HTGPM ALBA GREY
HTGPM DELICA BEIGE | HTGPM MALAGA IVORY | HTPM MALAGA BROWN | HTGPM VERDE BROWN

PAGE 32

HTGPL DOGANA IVORY GREY | HTGPM VENETO GREY | HTGPM VENEZIA GREY | HTGPD VERONICA BROWN
HTGPL VERONICA IVORY | HTGPM VERONICA BEIGE | HTGPM VALENCIA BEIGE | HTGPD VALENCIA BROWN

GRANITE MATTE

PAGE 33

HTGM AMALFI GREY | HTGD AMALFI BEIGE | HTGD AMALFI BROWN | HTGM GRANADA GREY | HTGM GRANADA LATTE
HTGM GRANADA COFFEE | HTGD GRANADA NERO | HTGM MALAGA IVORY | HTGM MALAGA BROWN

PAGE 34

HTGM LUGANO SILVER | HTGM LUGANO GREY | HTGD LUGANO NERO | HTGM BOSTON GREY
HTGD BOSTON NERO | HT DTRAZZO GREY | HTGM TORONTO GREY | HTGD TORONTO NERO | HTGM STOFFA IVORY

PAGE 35

HTGM HIKARU IVORY | HTGM HIKARU SILVER | HTGD HIKARU GREY | HTGD LUMINA NERO | HTGM AVALON GREY
HTGL DIOR WOOD

GRANITE POLISHED

PAGE 36

HYGPL PANAMA | HYGPL CALACATA | HYGPL BRECCIA | HYGPL CREVOLA | HYGPL MARINA | HYGPL POLARIS GREY

PAGE 37

HYGPM TRAVERTINO BEIGE | HYGPL AVANTE GREY | HYGPD LAGOS BROWN | HYGPL EMERALD BEIGE
HYGPM EMERALD GREY | HYGPD NAPOLI

PAGE 38

HYGPM LUCIDO BEIGE | HYGPD ROYAL BLUE | HYGPD ALPENA NERO | HYGPD GRIGIO NERO | HYGPD RAVENA NERO
HYGPD IMPERIAL STONE

PAGE 39

HYGPM MILANO GREY | HYGPL MODENA BEIGE | HYG L ORLANDO | HYGPD LUGANO GREY | HYGPM LUGANO BEIGE

GRANITE MATTE

PAGE 40

HYGM WILLOW LATTE | HYGD WILLOW COFFEE | HYGD VIVERO BROWN | HYGD HIKARU NERO

PAGE 41

INSTALLATION RECOMENDATION

PAGE 42

GLAZED TILE SUITABILITY

PAGE 43

ABRASION RESISTANCE CLASSIFICATION

PAGE 44

CERAMIC ABRASION CLASSIFICATION

PAGE 45 - 46

STANDARD SUSUNAN BERAT UBIN

PAGE 47 - 48

SPEKIFIKASI UBIN KERAMIK IKAD

PAGE 49 - 50

SPEKIFIKASI GRANITO 60X60 CM

PAGE 51 - 52

SPEKIFIKASI GRANITO 60X120 CM

Please read carefully

We make every effort to ensure the colours and aesthetics

Features of the products in this catalogue are as accurate as the limitation of the printing processes will allow.

"PLEASE REFER TO ACTUAL PRODUCT SAMPLES PRIOR TO PURCHASING."

Variations in shade and colour are inherent in all ceramic product.

this natural quality contributes to the overall visual characteristic of ceramic tiles and should be expected.



/ENJOY • YOUR • SPACE
 SNI ISO 13006 : 2010 • MS ISO 13006 : 2014 • SNI ISO 9001 : 2015
Wall Tile
 DL 20 X 25 cm



/ENJOY • YOUR • SPACE
 SNI ISO 13006 : 2010 • MS ISO 13006 : 2014 • SNI ISO 9001 : 2015
Wall Tile
 DX 25 X 40 cm





/ENJOY • YOUR • SPACE
 SNI ISO 13006 : 2010 • MS ISO 13006 : 2014 • SNI ISO 9001 : 2015
Wall Tile
 DX 25 X 40 cm



/ENJOY • YOUR • SPACE
 SNI ISO 13006 : 2010 • MS ISO 13006 : 2014 • SNI ISO 9001 : 2015
Wall Tile
 DX 25 X 40 cm





/ENJOY • YOUR • SPACE
 SNI ISO 13006 : 2010 • MS ISO 13006 : 2014 • SNI ISO 9001 : 2015
Wall Tile
 DX 25 X 40 cm



/ENJOY • YOUR • SPACE
 SNI ISO 13006 : 2010 • MS ISO 13006 : 2014 • SNI ISO 9001 : 2015
Wall Tile
 DZ 25 X 50 cm





/ENJOY • YOUR • SPACE
 SNI ISO 13006 : 2010 • MS ISO 13006 : 2014 • SNI ISO 9001 : 2015
Wall Tile
 DT 30 X 60 cm



DT 71780 DO SIZE : 30x60 cm
 DT 7178A DO SIZE : 30x60 cm
 DT 7178B DO SIZE : 30x60 cm
 DT 61110 DO SIZE : 30x60 cm
 DT 6111A DO SIZE : 30x60 cm



DT 71023 DA SIZE : 30x60 cm
 DT 76032 DA SIZE : 30x60 cm
 DT MOROCO SIZE : 30x60 cm
 DT 6408A DO SIZE : 30x60 cm
 DT 62080 DO SIZE : 30x60 cm



/ENJOY • YOUR • SPACE
 SNI ISO 13006 : 2010 • MS ISO 13006 : 2014 • SNI ISO 9001 : 2015
Wall Tile
 DT 30 X 60 cm



DT 65160 DH SIZE : 30x60 cm
 DT 6516A DH SIZE : 30x60 cm
 DT 75132 DK SIZE : 30x60 cm
 DT 74133 DN SIZE : 30x60 cm
 DT 72117 DE SIZE : 30x60 cm



DT 77175 DW SIZE : 30x60 cm
 DT 61100 DO SIZE : 30x60 cm
 DT 61171 DR SIZE : 30x60 cm
 DT 61172 DS SIZE : 30x60 cm
 DT 71173 DB SIZE : 30x60 cm



/ENJOY • YOUR • SPACE
SNI ISO 13006 : 2010 • MS ISO 13006 : 2014 • SNI ISO 9001 : 2015
Wall Tile
DT 30 X 60 cm



DT 35087 D3 SIZE : 30x60 cm
DT 6576A D0 SIZE : 30x60 cm
DT 65760 D0 SIZE : 30x60 cm
DT 75171 DR SIZE : 30x60 cm
DT 85592 DI SIZE : 30x60 cm



DT 72068 D3 SIZE : 30x60 cm
DT 75125 D0 SIZE : 30x60 cm
DT 6218 D3 SIZE : 30x60 cm
DT 7416 D3 SIZE : 30x60 cm
DT 6222 D3 SIZE : 30x60 cm



/ENJOY • YOUR • SPACE
SNI ISO 13006 : 2010 • MS ISO 13006 : 2014 • SNI ISO 9001 : 2015
Wall Tile
DT 30 X 60 cm



DT 7517 D3 SIZE : 30x60 cm
DT 72061 D3 SIZE : 30x60 cm
DT 65125 D0 SIZE : 30x60 cm
DT 62125 D0 SIZE : 30x60 cm



DT MARBLE GREY SIZE : 30x60 cm
DT DIOR MARBLE SIZE : 30x60 cm
DT 7480 D3 SIZE : 30x60 cm
DT 61305 D4 SIZE : 30x60 cm



/ENJOY • YOUR • SPACE
 SNI ISO 13006 : 2010 • MS ISO 13006 : 2014 • SNI ISO 9001 : 2015
Wall Tile
 SC 20 X 20 cm



/ENJOY • YOUR • SPACE
 SNI ISO 13006 : 2010 • MS ISO 13006 : 2014 • SNI ISO 9001 : 2015
Floor Tile
 SL 25 X 25 cm





/ENJOY • YOUR • SPACE
 SNI ISO 13006 : 2010 • MS ISO 13006 : 2014 • SNI ISO 9001 : 2015
Floor Tile
 SL 25 X 25 cm



/ENJOY • YOUR • SPACE
 SNI ISO 13006 : 2010 • MS ISO 13006 : 2014 • SNI ISO 9001 : 2015
Floor Tile
 GE 30 X 30 cm





/ENJOY • YOUR • SPACE
 SNI ISO 13006 : 2010 • MS ISO 13006 : 2014 • SNI ISO 9001 : 2015
Floor Tile
 GE 30 X 30 cm



/ENJOY • YOUR • SPACE
 SNI ISO 13006 : 2010 • MS ISO 13006 : 2014 • SNI ISO 9001 : 2015
Floor Tile
 SE 30 X 30 cm





/ENJOY • YOUR • SPACE
 SNI ISO 13006 : 2010 • MS ISO 13006 : 2014 • SNI ISO 9001 : 2015
Floor Tile
 SX 40 X 40 cm



/ENJOY • YOUR • SPACE
 SNI ISO 13006 : 2010 • MS ISO 13006 : 2014 • SNI ISO 9001 : 2015
Floor Tile
 SX 40 X 40 cm





/ENJOY • YOUR • SPACE
SNI ISO 13006 : 2010 • MS ISO 13006 : 2014 • SNI ISO 9001 : 2015
Floor Tile
SX 40 X 40 cm



/ENJOY • YOUR • SPACE
SNI ISO 13006 : 2010 • MS ISO 13006 : 2014 • SNI ISO 9001 : 2015
Floor Tile
SX 40 X 40 cm





/ENJOY • YOUR • SPACE
 SNI ISO 13006 : 2010 • MS ISO 13006 : 2014 • SNI ISO 9001 : 2015
Floor Tile
 SX 40 X 40 cm



/ENJOY • YOUR • SPACE
 SNI ISO 13006 : 2010 • MS ISO 13006 : 2014 • SNI ISO 9001 : 2015
Floor Tile
 SXL 40 X 40 cm

SERIES
NATURO
 Your nature, Your choice





/ENJOY • YOUR • SPACE
 SNI ISO 13006 : 2010 • MS ISO 13006 : 2014 • SNI ISO 9001 : 2015
Floor Tile
 SXL 40 X 40 cm

SERIES
NATURO
 Your nature, Your choice



/ENJOY • YOUR • SPACE
 SNI ISO 13006 : 2010 • MS ISO 13006 : 2014 • SNI ISO 9001 : 2015
Floor Tile
 SZ 50 X 50 cm





/ENJOY • YOUR • SPACE
 SNI ISO 13006 : 2010 • MS ISO 13006 : 2014 • SNI ISO 9001 : 2015
Floor Tile
 SZ 50 X 50 cm



/ENJOY • YOUR • SPACE
 SNI ISO 13006 : 2010 • MS ISO 13006 : 2014 • SNI ISO 9001 : 2015
Floor Tile
 SZ 50 X 50 cm





/ENJOY • YOUR • SPACE
SNI ISO 13006 : 2010 • MS ISO 13006 : 2014 • SNI ISO 9001 : 2015
Floor Tile
ST 60 X 60 cm



ST 61276 D6
SIZE : 60x60 cm



ST 61298 D6
SIZE : 60x60 cm



ST 62281 D5
SIZE : 60x60 cm



ST 64279 D4
SIZE : 60x60 cm



ST 74275 D6
SIZE : 60x60 cm



ST 75275 D6
SIZE : 60x60 cm



ST 62283 D0
SIZE : 60x60 cm



ST 64283 D0
SIZE : 60x60 cm



/ENJOY • YOUR • SPACE
SNI ISO 13006 : 2010 • MS ISO 13006 : 2014 • SNI ISO 9001 : 2015
Floor Tile
ST 60 X 60 cm



ST 74277 D4
SIZE : 60x60 cm



ST 25295 D0
SIZE : 60x60 cm



ST 25296 D0
SIZE : 60x60 cm



ST KRAKATAU GREY
SIZE : 60x60 cm



ST ALPINE GOLD
SIZE : 60x60 cm



ST ALPINE SILVER
SIZE : 60x60 cm



ST KRAKATAU BLACK
SIZE : 60x60 cm



ST KRAKATAU GOLD
SIZE : 60x60 cm



ST KRAKATAU BROWN
SIZE : 60x60 cm

PORCELLANATO

a different lifestyle

ENJOY • YOUR • SPACE

SNI ISO 13006 : 2010 • MS ISO 13006 : 2014 • SNI ISO 9001 : 2015

Granite Tile

HT : 60 X 60 cm



HTGPL SWAN WHITE

SIZE : 60x60 cm GRANITE POLISHED



HT SEPIA BEIGE

SIZE : 60x60 cm GRANITE POLISHED



HT CRYSTAL BEIGE

SIZE : 60x60 cm GRANITE POLISHED



HTGL ARGENTO

SIZE : 60x60 cm GRANITE POLISHED



HTGPL IMOLA

SIZE : 60x60 cm GRANITE POLISHED



HTGPL PAGANI

SIZE : 60x60 cm GRANITE POLISHED



HTGPL LAGUNA

SIZE : 60x60 cm GRANITE POLISHED



HTGPD ARMANI GREY

SIZE : 60x60 cm GRANITE POLISHED



HTGPD LISBON BROWN

SIZE : 60x60 cm GRANITE POLISHED



/ENJOY • YOUR • SPACE
 SNI ISO 13006 : 2010 • MS ISO 13006 : 2014 • SNI ISO 9001 : 2015
Granite Tile
 HT 60 X 60 cm



/ENJOY • YOUR • SPACE
 SNI ISO 13006 : 2010 • MS ISO 13006 : 2014 • SNI ISO 9001 : 2015
Granite Tile
 HT 60 X 60 cm





/ENJOY • YOUR • SPACE
 SNI ISO 13006 : 2010 • MS ISO 13006 : 2014 • SNI ISO 9001 : 2015
Granite Tile
 HT 60 X 60 cm



HTGM AMALFI GREY
 SIZE : 60x60 cm GRANITE MATTE



HTGD AMALFI BEIGE
 SIZE : 60x60 cm GRANITE MATTE



HTGD AMALFI BROWN
 SIZE : 60x60 cm GRANITE MATTE



HTGM GRANADA GREY
 SIZE : 60x60 cm GRANITE MATTE



HTGM GRANADA LATTE
 SIZE : 60x60 cm GRANITE MATTE



HTGD GRANADA COFFEE
 SIZE : 60x60 cm GRANITE MATTE



HTGD GRANADA NERO
 SIZE : 60x60 cm GRANITE MATTE



HTGM MALAGA IVORY
 SIZE : 60x60 cm GRANITE MATTE



HTGM MALAGA BROWN
 SIZE : 60x60 cm GRANITE MATTE



/ENJOY • YOUR • SPACE
 SNI ISO 13006 : 2010 • MS ISO 13006 : 2014 • SNI ISO 9001 : 2015
Granite Tile
 HT 60 X 60 cm



HTGM LUGANO SILVER
 SIZE : 60x60 cm GRANITE MATTE



HTGM LUGANO GREY
 SIZE : 60x60 cm GRANITE MATTE



HTGD LUGANO NERO
 SIZE : 60x60 cm GRANITE MATTE



HTGM BOSTON GREY
 SIZE : 60x60 cm GRANITE MATTE



HTGD BOSTON NERO
 SIZE : 60x60 cm GRANITE MATTE



HT DTERAZZO GREY
 SIZE : 60x60 cm GRANITE MATTE



HTGM TORONTO GREY
 SIZE : 60x60 cm GRANITE MATTE



HTGD TORONTO NERO
 SIZE : 60x60 cm GRANITE MATTE



HTGM STOFFA IVORY
 SIZE : 60x60 cm GRANITE MATTE



/ENJOY • YOUR • SPACE
 SNI ISO 13006 : 2010 • MS ISO 13006 : 2014 • SNI ISO 9001 : 2015
Granite Tile
 HT 60 X 60 cm



HTGM HIKARU IVORY
 SIZE : 60x60 cm GRANITE MATTE



HTGM HIKARU SILVER
 SIZE : 60x60 cm GRANITE MATTE



HTGD HIKARU GREY
 SIZE : 60x60 cm GRANITE MATTE



HTGD LUMINA NERO
 SIZE : 60x60 cm GRANITE MATTE



HTGM AVALON GREY
 SIZE : 60x60 cm GRANITE MATTE



HTGL DIOR WOOD
 SIZE : 60x60 cm GRANITE MATTE



/ENJOY • YOUR • SPACE
 SNI ISO 13006 : 2010 • MS ISO 13006 : 2014 • SNI ISO 9001 : 2015
Granite Tile
 HY 60 X 120 cm



HYGPL PANAMA
 SIZE : 60x120 cm GRANITE POLISHED



HYGPL CALACATA
 SIZE : 60x120 cm GRANITE POLISHED



HYGPL BRECCIA
 SIZE : 60x120 cm GRANITE POLISHED



HYGPL CREVOLA
 SIZE : 60x120 cm GRANITE POLISHED



HYGPL MARINA
 SIZE : 60x120 cm GRANITE POLISHED



HYGPL POLARIS GREY
 SIZE : 60x120 cm GRANITE POLISHED



/ENJOY • YOUR • SPACE
 SNI ISO 13006 : 2010 • MS ISO 13006 : 2014 • SNI ISO 9001 : 2015
Granite Tile
 HY 60 X 120 cm



HYGPM TRAVERTINO BEIGE
 SIZE : 60x120 cm GRANITE POLISHED



HYGPL AVANTE GREY
 SIZE : 60x120 cm GRANITE POLISHED



HYGPD LAGOS BROWN
 SIZE : 60x120 cm GRANITE POLISHED



HYGPL EMERALD BEIGE
 SIZE : 60x120 cm GRANITE POLISHED



HYGPM EMERALD GREY
 SIZE : 60x120 cm GRANITE POLISHED




HYGPD NAPOLI
 SIZE : 60x120 cm GRANITE POLISHED



/ENJOY • YOUR • SPACE
 SNI ISO 13006 : 2010 • MS ISO 13006 : 2014 • SNI ISO 9001 : 2015
Granite Tile
 HY 60 X 120 cm



HYGPM LUCIDO BEIGE
 SIZE : 60x120 cm GRANITE POLISHED



HYGPD ROYAL BLUE
 SIZE : 60x120 cm GRANITE POLISHED



HYGPD ALPENA NERO
 SIZE : 60x120 cm GRANITE POLISHED



HYGPD GRIGIO NERO
 SIZE : 60x120 cm GRANITE POLISHED



HYGPD RAVENA NERO
 SIZE : 60x120 cm GRANITE POLISHED



HYGPD IMPERIAL STONE
 SIZE : 60x120 cm GRANITE POLISHED



/ENJOY • YOUR • SPACE
 SNI ISO 13006 : 2010 • MS ISO 13006 : 2014 • SNI ISO 9001 : 2015
Granite Tile
 HY 60 X 120 cm



HYGPL MILANO GREY
 SIZE : 60x120 cm GRANITE POLISHED



HYGPL MODENA BEIGE
 SIZE : 60x120 cm GRANITE POLISHED



HYGL ORLANDO
 SIZE : 60x120 cm GRANITE POLISHED



HYGPD LUGANO GREY
 SIZE : 60x120 cm GRANITE POLISHED



HYGPM LUGANO BEIGE
 SIZE : 60x120 cm GRANITE POLISHED



/ENJOY • YOUR • SPACE
 SNI ISO 13006 : 2010 • MS ISO 13006 : 2014 • SNI ISO 9001 : 2015
Granite Tile
 HY 60 X 120 cm



HYGM WILLOW LATTE
 SIZE : 60x120 cm GRANITE MATTE



HYGD WILLOW COFFEE
 SIZE : 60x120 cm GRANITE MATTE



HYGD VIVERO BROWN
 SIZE : 60x120 cm GRANITE MATTE

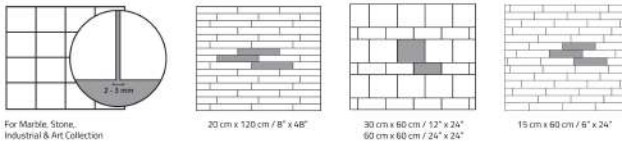


HYGD HIKARU NERO
 SIZE : 60x120 cm GRANITE MATTE

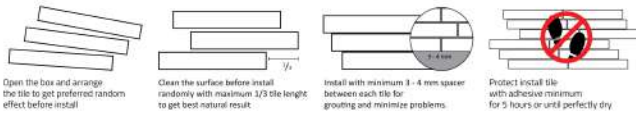
RANDOM DESIGN











INSTALLATION RECOMENDATION



WOOD TILE APPLICATION RECOMENDATION







TECHNICAL SPECIFICATIONS

 Water Absorption (ISO 10545-3) 0.05%	 Surface Abrasion Resistance (Glazed Tile) (ISO 10545-7) min 3 PEI
 Dimension & Surface Quality (ISO 10545-3)	 Thermal Expansion (ISO 10545-8) 7.10 K ⁻¹
Length & Width 0.08%	 Thermal Shock Resistance (ISO 10545-9) No visible defect
Thickness 2.5%	 Chemical Resistance (ISO 10545-14) No visible defect
Straight of Sides 0.1%	
Rectangularity 0.1%	
Surface Flatness 0.1%	
 Bending Strength (ISO 10545-4) 400kg/cm ²	
 Deep Abrasion Resistance (Unglazed Tile) (ISO 10545-6) 145 mm	

Attention:
For best results, you should re-read the specifications and also your Tiles installation procedures.

GLAZED TILE SUITABILITY






WHAT YOU NEED TO KNOW

PEI 0		Glazed tiles in this class are wall tiles only and unsuitable for use on floors.
PEI 1		Floor coverings for light-wear areas, using soft footwear, e.g. Domestic bathrooms and bedrooms without direct access from exterior areas
PEI 2		Floor coverings for light-traffic living areas where people are using soft-soled or normal footwear, excluding kitchens, entrances and other more highly trafficked areas.
PEI 3		Floor coverings for light-traffic living areas where people are using soft-soled or normal footwear, excluding kitchens, entrances and other more highly trafficked areas.
PEI 4		Floor coverings for moderate to heavy traffic. All residential applications as well as medium commercial and light institutional, e.g. Commercial kitchens, hotels, foyers and offices.
PEI 5		Floor coverings for heavy to extra heavy traffic for all residential and heavy commercial, industrial and institutional spaces, e.g. Stores, public walkways, schools, shops, hotel floors and airport concourses

NB : These classifications are valid for normal conditions. If foot traffic and abrasion is likely to be more than normal look to use a higher Pei rated tile. All floors should be adequately protected against scratching, dirt and contaminants by ensuring a structured, formalised cleaning & maintenance programme is in place appropriate for the tile application.

Abrasion Resistance Classification

Surface abrasion resistance classification of the glazed ceramics is determined by using P.E.I. method in accordance with Indonesian and International standards.

- PEI 1**
 Ceramic tile can be used on grounds where there are no abrasive materials and where one will walk barefoot or with soft-sole shoes.
- PEI 2**
 Ceramic tile can be used on grounds where there are occasionally small amount of abrasive materials and where one will walk with soft-sole or normal sole shoes.
- PEI 3**
 Ceramic tile can be used on grounds where there are small amount of abrasive materials and where one will walk with normal-sole shoes.
- PEI 4**
 Ceramic tile can be used on grounds where there are abrasive materials and which have a heavy pedestrian traffic.
- PEI 5**
 Ceramic tile can be used on grounds where there are abundant abrasive materials and which have a heavy pedestrian traffic.

CERAMIC ABRASION CLASSIFICATION

LOCATION THE CERAMIC SHOULD BE USED

A. RESIDENCES

- | | |
|---|-------|
| Inside apartments | |
| a) Kitchen | PEI 3 |
| b) Bathroom, WC | PEI 2 |
| c) Entrance | PEI 3 |
| d) Living room, hall, bedroom | PEI 3 |
| e) Balcony | PEI 3 |
| Common areas | |
| a) Apartment building entry and landing platforms | PEI 5 |
| b) Stairways, landing platforms | PEI 4 |
| c) Terraces | PEI 4 |
| d) Vehicle transport locations | PEI 5 |

B. WORKPLACE-BUSINESS INNS

- | | |
|------------------------------------|-------|
| Common locations | |
| a) Business inn entry and landings | PEI 5 |
| b) Stairways, landings | PEI 5 |
| Working areas | |
| a) Personal Office | PEI 4 |
| b) Collective office | PEI 4 |
| c) Meeting and conference hall | PEI 4 |

C. SHOPPING PLACES

- | | |
|---|-------|
| a) Supermarkets, hypermarkets, stores, warehouses | PEI 5 |
| b) Boutiques | PEI 4 |

D. HOTELS AND RESTAURANTS

- | | |
|---------------------------------------|-------|
| a) Hotel reception halls | PEI 4 |
| b) Hotel and dining halls | PEI 4 |
| c) Hotel kitchen and additional parts | PEI 5 |
| d) Restaurants, bars, cafeterias | PEI 4 |

E. SCHOOLS AND EDUCATIONAL INSTITUTIONS

- | | |
|-----------------------|-------|
| a) Classrooms, stairs | PEI 5 |
| b) Laboratories | PEI 4 |
| c) Offices | PEI 4 |
| d) Lecture hall | PEI 5 |
| e) Dormitories | PEI 4 |

F. HOSPITALS

- | | |
|---|-------|
| a) Hospital interior (with constant pedestrian traffic) | PEI 5 |
| b) Emergency, Surgery rooms | PEI 5 |
| c) Special laboratory and departments | PEI 4 |

G. MUSEUMS, AIRPORTS AND TRAIN STATIONS

- | | |
|---|-------|
| a) Places with heavy pedestrian traffic such as waiting halls | PEI 5 |
|---|-------|

NOTE: PLEASE CONTACT THE FACTORY FOR PRODUCT-SPECIFIC ABRASION VALUES.

STANDARD

SUSUNAN DAN BERAT UBIN

NO	TYPE	DIMENSI UNIT (CM)	PERMUKAAN UBIN	QTT 1 DUS		QTT 1 PALLET	BERAT LAMA	BERAT BARU
				M ²	PCS	(DUS)	(KG/DUS)	(KG/DUS)
1	ST	60X60	POLOS	1,44	4	36	0,0	29,5
2	SZ	50X50	POLOS	1,00	4	80	19,5	19,5
3	SX	40X40	POLOS	0,96	6	72	16,0	15,5
4	SX	40X40	GLAZE PUTIH POLOS (KODE PABRIK AB)	0,96	6	80	16,0	15,5
5	SXL NATURO	40X40	EMBOSE	0,96	6	64	20,5	20,5
6	GE	30X30	POLOS	0,99	11	128	13,5	13,5
7	SE	30X30	POLOS	0,99	11	128	13,5	13,5
			EMBOSE	0,99	11	128	13,3	13,3
8	SL	25X25	POLOS	1,00	16	128	13,5	13,3
			EMBOSE	1,00	16	128	13,4	13,2
9	SL NATURO	25X25	EMBOSE	1,00	16	64	23,8	23,8
10	SC	20X25	POLOS	1,00	25	125	13,3	13,3
11	DT	30X60	POLOS	1,08	6	48	18,5	18,3
			EMBOSE	1,08	6	48	18,3	18,1
12	DX	25X40	POLOS	1,00	10	96	13,3	13,0
			EMBOSE	1,00	10	96	12,8	12,8
13	DZ	25X50	POLOS	1,00	8	96	0,0	17,0
			EMBOSE	1,00	8	96	0,0	0,0
14	DL	20X25	POLOS	1,00	20	128	11,6	11,6
			EMBOSE	1,00	20	128	11,4	11,4

STANDARD

SUSUNAN DAN BERAT UBIN

NO	TYPE	DIMENSI UNIT (CM)	PERMUKAAN UBIN	QTT 1 DUS		QTT 1 PALLET	BERAT LAMA	BERAT BARU
				M ²	PCS	(DUS)	(KG/DUS)	(KG/DUS)
1	HT 9.2	60X60	POLOS (CUTTING)	1,44	4	36	30,0	30,0
2	HT 8.5	60X60	POLOS (CUTTING)	1,44	4	36	29,0	29,0
3	HTG 9.2	60X60	POLOS (CUTTING)	1,44	4	36	30,5	30,5
4	HTGP 9.2	60X60	POLOS (CUTTING)	1,44	4	36	30,5	30,5
5	HYG 12.5	60X120	POLOS (CUTTING)	1,44	2	44	42,0	42,0
6	HYGP 12.5	60X120	POLOS (CUTTING)	1,44	2	44	42,0	42,0

SPEKIFIKASI

UBIN KERAMIK IKAD

UBIN UNTUK LANTAI PROSES SINGLE FIRING

UBIN UNTUK DINDING PROSES DOUBEL FIRING

DESCRIPTION	IKAD	SNI ISO 13006 : 2010 (gol BIIB)	MS ISO 13006 : 2014	IKAD	SNI ISO 13006 : 2010 (gol BIII)	MS ISO 13006 : 2014	REFERENCE ISO 10545
1. UKURAN (LENGTH & WIDTH) % RATA - RATA DARI BENDA KERJA	± 0,35%	± 0,60%	± 0,60 %	± 0,25%	± 0,50%	± 0,50 %	ISO 10545 - 2
2. KETEBALAN (THICKNESS) % RATA - RATA DARI TEBAL	± 3,00%	± 5,00%	± 5,00 %	± 3,00%	± 10,00%	± 10,00%	ISO 10545 - 2
3. KESIKUAN (RECTANGULARITY) % DARI BENDA KERJA	± 0,35%	± 0,60%	± 0,60 %	± 0,30%	± 0,50 %	± 0,50%	ISO 10545 - 2
4. KELURUSAN SISI (STRAIGHTNESS OF SIDES) % DARI BENDA KERJA	± 0,25%	± 0,50%	± 0,50 %	± 0,15%	± 0,30 %	± 0,30%	ISO 10545 - 2
5. KEDATARAN PERMUKAAN (SURFACE FLATNESS) A. KELENGKUNGAN TENGAH (CENTRE CURVATURE) % BENDA KERJA DI HITUNG DARI ORIGINAL	- 0,15% to + 0,35%	± 0,50%	± 0,50 %	- 0,15% dan + 0,35%	- 0,3% dan + 0,5%	± 0,50%	ISO 10545 - 2
B. KELENGKUNGAN TEPI (EDGE CURVATURE) % DARI BENDA KERJA	- 0,15% to + 0,35%	± 0,50%	± 0,50 %	- 0,15% dan + 0,35%	- 0,3% dan + 0,5%	± 0,50%	ISO 10545 - 2
C. PUNTRAN (WARDAGE) % DARI BENDA KERJA	± 0,35%	± 0,50%	± 0,50 %	± 0,20%	± 0,50%	± 0,50%	ISO 10545 - 2
6. MUTU PERMUKAAN (SURFACE QUALITY)	Minimum 95% dari ubin harus tanpa cacat yang tampak ke permukaan	Minimum 95% dari ubin harus tanpa cacat yang tampak ke permukaan	A minimum of 95% of the tiles shall be free from visible defect that would impair the appearance of a major area of tiles	Minimum 95% dari ubin harus tanpa cacat yang tampak ke permukaan	Minimum 95% dari ubin harus tanpa cacat yang tampak ke permukaan	A minimum of 95% of the tiles shall be free from visible defect that would impair the appearance of a major area of tiles	ISO 10545 - 2
7. PENYERAPAN AIR (WATER ABSORPTION) % DARI BERAT	6,0% < E ≤ 10,0 % maksimum individu 11%	6,0% < E ≤ 10,0 % maksimum individu 11%	6,0% < E ≤ 10,0 % individual maksimum 11%	Min individu 11% dan maksimum 20%	min individu 9% dan maksimum 20%	min individu 9% dan maksimum 20%	ISO 10545 - 3
8. MODULUS LENTUR (MODULUS OF RUPTURE) KETEBALAN ≥ 7,5 mm KETEBALAN < 7,5 mm	Min 18 N/mm ² individual 16 N/mm ²	Min 18 N/mm ² individual 16 N/mm ²	Min 18 N/mm ² individual 16 N/mm ²	Min 15 N/mm ² Min 12 N/mm ²	Min 15 N/mm ² Min 12 N/mm ²	Min 15 N/mm ² Min 12 N/mm ²	ISO 10545 - 4 ISO 10545 - 4
9. KUAT PATAH (BREAKING STRENGTH) KETEBALAN ≥ 7,5 mm KETEBALAN < 7,5 mm	Min 800 N Min 500 N	Min 800 N Min 500 N	Min 800 N Min 500 N	Min 600 N Min 400 N	Min 600 N Min 200 N	Min 600 N Min 200 N	ISO 10545 - 4 ISO 10545 - 4 ISO 10545 - 7
10. KETAHANAN TERHADAP ABRASI (ABRASION RESISTANCE P.E.I.)	Kelas III ke IV (600- 1200) Putaran tidak retak / passed	Laporkan kelas abrasi dan jumlah putaran Metode uji tersedia	Report abrasion class and cycles passed Required	Kelas II ke III (300-900) putaran tidak retak / passed	Laporkan kelas abrasi dan jumlah putaran Metode uji tersedia	Report abrasion class and cycles passed Required	ISO 10545 - 9
11. KETAHANAN TERHADAP SUHU KEJUT (THERMAL SHOCK RESISTANCE)	Autoclave test 10 bar dan di tahan 2 jam tidak retak/ passed	Autoclave test 5 bar & di tahan 1 jam tidak retak (disyaratkan)	Autoclave test 5 bar & lasts 2 hours (Required)	Autoclave test 10 bar dan di tahan 2 jam tidak retak/ passed	Autoclave test 5 bar dan di tahan 1 jam tidak retak (disyaratkan)	Autoclave test 5 bar & lasts 2 hours (Required)	ISO 10545 - 11
12. KETAHANAN TERHADAP RETAK RAMBUT (CRAZING RESISTANCE)	Autoclave test 10 bar dan di tahan 2 jam tidak retak/ passed	Autoclave test 5 bar & di tahan 1 jam tidak retak (disyaratkan)	Autoclave test 5 bar & lasts 2 hours (Required)	Autoclave test 10 bar dan di tahan 2 jam tidak retak/ passed	Autoclave test 5 bar dan di tahan 1 jam tidak retak (disyaratkan)	Autoclave test 5 bar & lasts 2 hours (Required)	ISO 10545 - 11
13. KETAHANAN TERHADAP BAHAN KIMIA (RESISTANCE TO CHEMICALS)							
A. KETAHANAN TERHADAP ASAM DAN BASA KONSENTRASI RENDAH (LOW CONCENTRATIONS)	Minimal kelas II	Metode uji tersedia	Test method available	Minimal kelas II	Metode uji tersedia	Test method available	ISO 10545 - 13
B. KETAHANAN TERHADAP ASAM DAN BASA KONSENTRASI TINGGI (HIGH CONCENTRATIONS)	Minimal kelas II	Metode uji tersedia	Test method available	Minimal kelas II	Metode uji tersedia	Test method available	ISO 10545 - 13
C. KETAHANAN TERHADAP NODA (RESISTANCE STAINING)	Minimal kelas 3	Minimal kelas 3	Minimal kelas 3	Min kelas 3	Min kelas 3	Min Class 3	ISO 10545 - 14
D. KETAHANAN TERHADAP BAHAN KIMIA RUMAH TANGGA DAN BERBAGAI GARAM DI KOLAM RENANG (RESISTANCE TO HOUSEHOLD CHEMICALS AND SWIMMING POOL SALTS)	Min Kelas GA	Min Class GB	Min Class GB	Min Kelas GA	Min Class GB	Min Class GB	ISO 10545 - 14
14. RESAPAN AIR KE GLAZE (WATER MARK)	Maximal (F-1)	-	-	Maximal (F-1)	-	-	

SPEKIFIKASI

GRANITO IKAD UNGLAZE 60X60cm

Note point 5*
 D = DIAGONAL, P = PANJANG, L = LEBAR
 UA, ULA, UHA = DAPAT HILANG (UNGLAZE)
 UB, ULB, UHB = TIDAK DAPAT HILANG (UNGLAZE)
 UC, ULC, UHC = JELAS TIDAK DAPAT HILANG (UNGLAZE)

Note point 5*
 D = DIAGONAL, P = PANJANG, L = LEBAR
 GA, GLA, GHA = DAPAT HILANG (GLAZE)
 GB, GLB, GHB = TIDAK DAPAT HILANG (GLAZE)
 GC, GLC, GHC = JELAS TIDAK DAPAT HILANG (GLAZE)

SPEKIFIKASI

GRANITO IKAD GLAZE 60X60 cm

TECHNICAL SPECIFICATION IKAD GRANITO TILE UNGLAZE

TECHNICAL SPECIFICATION IKAD GRANITO TILE GLAZE

DESCRIPTION	IKAD	SNI ISO 15006 : 2010 (gol B1a)	REFERENCE ISO 10545	DESCRIPTION	IKAD	SNI ISO 15006 : 2010 (gol B1a)	REFERENCE ISO 10545
1. UKURAN (LENGTH & WIDTH) W 600 mm X 600 mm x 9.2 mm	+ 0.050 (% 0.20 mm)	+ 0.60%	ISO 10545 - 2	1. UKURAN (LENGTH & WIDTH) W 600 mm X 600 mm x 9.2 mm	+ 0.050 (% 0.20 mm)	+ 0.60%	ISO 10545 - 2
2. KETEBALAN (THICKNESS) 9.2 mm	+ 3.000 (% 0.20 mm)	+ 5.00%	ISO 10545 - 2	2. KETEBALAN (THICKNESS) 9.2 mm	+ 3.000 (% 0.20 mm)	+ 5.00%	ISO 10545 - 2
3. KESRUKAN (RECTANGULARITY) DIAGONAL (848.5 mm)	+ 0.065 (% 0.40 mm) = 0.0550 (% 0.47 mm)	+ 0.60%	ISO 10545 - 2	3. KESRUKAN (RECTANGULARITY) DIAGONAL (848.5 mm)	+ 0.065 (% 0.40 mm) = 0.0550 (% 0.47 mm)	+ 0.60%	ISO 10545 - 2
4. KELURUSAN TEPI (STRAIGHTNESS OF SIDES)	+ 0.065 (% 0.40 mm)	+ 0.50%	ISO 10545 - 2	4. KELURUSAN TEPI (STRAIGHTNESS OF SIDES)	+ 0.065 (% 0.40 mm)	+ 0.50%	ISO 10545 - 2
5. KEDATARAN PERMUKAAN (SURFACE FLATNESS)				5. KEDATARAN PERMUKAAN (SURFACE FLATNESS)			
A. KURVATUR TENGAH (CENTRE CURVATURE) (848.5 mm) CONVEK (CEMBUNG) CONCAVE (CEKUNG)	0.12% (D) (0.8 mm) 0.08% (D) (0.6 mm)	+ 0.50% + 0.50%	ISO 10545 - 2	A. KURVATUR TENGAH (CENTRE CURVATURE) (848.5 mm) CONVEK (CEMBUNG) CONCAVE (CEKUNG)	0.12% (D) (0.8 mm) 0.08% (D) (0.6 mm)	+ 0.50% + 0.50%	ISO 10545 - 2
B. KURVATUR TEPI (EDGE CURVATURE) (800.0 mm) CONVEK (CEMBUNG) CONCAVE (CEKUNG)	0.11% (P/L) (0.5 mm) 0.10% (P/L) (0.4 mm)	+ 0.50% + 0.50%	ISO 10545 - 2	B. KURVATUR TEPI (EDGE CURVATURE) (800.0 mm) CONVEK (CEMBUNG) CONCAVE (CEKUNG)	0.11% (P/L) (0.5 mm) 0.10% (P/L) (0.4 mm)	+ 0.50% + 0.50%	ISO 10545 - 2
C. TERHADAP PANJANG DIAGONAL (WARPAGE)	0.07% (D) (0.3 mm)	+ 0.50%	ISO 10545 - 2	C. TERHADAP PANJANG DIAGONAL (WARPAGE)	0.07% (D) (0.3 mm)	+ 0.50%	ISO 10545 - 2
D. GELOMBANG (DELTA CURVATURE)	0.07% (P/L) (0.5 mm)	+ 0.50%		D. GELOMBANG (DELTA CURVATURE)	0.07% (P/L) (0.5 mm)	+ 0.50%	
6. MUTU PERMUKAAN (SURFACE QUALITY)	Minimum 95% dari ubin harus tanpa cacat yang tampak ke permukaan	Minimum 95% dari ubin harus tanpa cacat yang tampak ke permukaan	ISO 10545 - 2	6. MUTU PERMUKAAN (SURFACE QUALITY)	Minimum 95% dari ubin harus tanpa cacat yang tampak ke permukaan	Minimum 95% dari ubin harus tanpa cacat yang tampak ke permukaan	ISO 10545 - 2
7. PENYERAPAN AIR (WATER ABSORPTION)	Maksimum 0.3%	Maksimum 0.5%	ISO 10545 - 3	7. PENYERAPAN AIR (WATER ABSORPTION)	Maksimum 0.3%	Maksimum 0.5%	ISO 10545 - 3
8. KUAT PATAH (BREAKING STRENGTH)	Rata-rata 2000 N	Tidak kurang dari 1300 N	ISO 10545 - 4	8. KUAT PATAH (BREAKING STRENGTH)	Rata-rata 2000 N	Tidak kurang dari 1300 N	ISO 10545 - 4
9. MODULUS LENTUR (MODULUS OF RUPTURE)	Rata-rata 37 N/mm ²	Minimal 35 N/mm ²	ISO 10545 - 4	9. MODULUS LENTUR (MODULUS OF RUPTURE)	Rata-rata 37 N/mm ²	Minimal 35 N/mm ²	ISO 10545 - 4
10. VOLUME ABRASI (ABRASION RESISTANCE UNGLAZE)	Maksimum 174	Maksimum 174	ISO 10545 - 8	10. VOLUME ABRASI (ABRASION RESISTANCE UNGLAZE)	Maksimum 174	Maksimum 174	ISO 10545 - 8
11. PUTARAN ABRASI (ABRASION RESISTANCE GLAZE)			ISO 10545 - 7	11. PUTARAN ABRASI (ABRASION RESISTANCE GLAZE)	Minimum 10000 kali / (150 - 12.000 psi)	Isipapan total abrasi dan jumlah putaran	ISO 10545 - 7
12. KOEFISIEN MUAI PANJANG			ISO 10545 - 8	12. KOEFISIEN MUAI PANJANG			ISO 10545 - 8
13. TEMP RUANG SAMPAI 100 °C (GLAZE)			ISO 10545 - 9	13. TEMP RUANG SAMPAI 100 °C (GLAZE)	Tidak retak	Metode test terencana	ISO 10545 - 9
14. THERMAL SHOCK RESISTANCE (GLAZE)			ISO 10545 - 9	14. THERMAL SHOCK RESISTANCE (GLAZE)	Tidak retak	Metode test terencana	ISO 10545 - 9
15. CRAZING RESISTANCE (GLAZE)			ISO 10545 - 11	15. CRAZING RESISTANCE (GLAZE)	Tidak retak	Metode test terencana	ISO 10545 - 11
16. KETAHANAN TERHADAP NODA (RESISTANCE TO CHEMICAL) A. UBIN BERGLAZIR (GLAZE) B. UBIN TIDAK BERGLAZIR (UNGLAZE)	Minimum kelas 1	Metode test terencana	ISO 10545 - 14 ISO 10545 - 14	16. KETAHANAN TERHADAP NODA (RESISTANCE TO CHEMICAL) A. UBIN BERGLAZIR (GLAZE) B. UBIN TIDAK BERGLAZIR (UNGLAZE)	Minimum kelas 3	Minimum kelas 3	ISO 10545 - 14 ISO 10545 - 14
17. KETAHANAN TERHADAP BAHAN KIMIA (RESISTANCE TO CHEMICAL) A. ASAM & BASA KONSENTRASI RENDAH "L" (ACID & ALKALI LOW CONCENTRATIONS) B. ASAM & BASA KONSENTRASI TINGGI "H" (ACID & ALKALI HIGH CONCENTRATIONS) C. KETAHANAN TERHADAP KIMIA RUMAH TANGGA DAN GARAM DI KOLAM RENANG (RESISTANCE HOUSEHOLD CHEMICALS AND SWIMMING POOL SALTS) - UBIN BERGLAZIR (GLAZE) - UBIN TIDAK BERGLAZIR (UNGLAZE)	Tidak berubah warna Tidak berubah warna Tidak berubah warna	Metode test terencana Metode test terencana Metode test terencana	ISO 10545 - 13 ISO 10545 - 13 ISO 10545 - 13	17. KETAHANAN TERHADAP BAHAN KIMIA (RESISTANCE TO CHEMICAL) A. ASAM & BASA KONSENTRASI RENDAH "L" (ACID & ALKALI LOW CONCENTRATIONS) B. ASAM & BASA KONSENTRASI TINGGI "H" (ACID & ALKALI HIGH CONCENTRATIONS) C. KETAHANAN TERHADAP KIMIA RUMAH TANGGA DAN GARAM DI KOLAM RENANG (RESISTANCE HOUSEHOLD CHEMICALS AND SWIMMING POOL SALTS) - UBIN BERGLAZIR (GLAZE) - UBIN TIDAK BERGLAZIR (UNGLAZE)	Tidak berubah warna Tidak berubah warna Tidak berubah warna	Metode test terencana Metode test terencana Metode test terencana	ISO 10545 - 13 ISO 10545 - 13 ISO 10545 - 13

SPEKIFIKASI

GRANITO IKAD UNGLAZE 60X120cm

Note point 5*
 D = DIAGONAL, P = PANJANG, L = LEBAR
 GA, GLA, GHA = DAPAT HILANG (UNGLAZE)
 GB, GLB, GHB = TIDAK DAPAT HILANG (UNGLAZE)
 GC, GLC, GHC = JELAS TIDAK DAPAT HILANG (UNGLAZE)

Note point 5*
 D = DIAGONAL, P = PANJANG, L = LEBAR
 GA, GLA, GHA = DAPAT HILANG (GLAZE)
 GB, GLB, GHB = TIDAK DAPAT HILANG (GLAZE)
 GC, GLC, GHC = JELAS TIDAK DAPAT HILANG (GLAZE)

SPEKIFIKASI

GRANITO IKAD GLAZE 60X120cm

TECHNICAL SPECIFICATION IKAD GRANITO TILE UNGLAZE

TECHNICAL SPECIFICATION IKAD GRANITO TILE GLAZE

DESCRIPTION	IKAD	SNI ISO 13006 : 2010	REFERENCE ISO 10545	DESCRIPTION	IKAD	SNI ISO 13006 : 2010	REFERENCE ISO 10545
1. UKURAN (LENGTH & WIDTH) W 600 mm X 1200 mm ± 12,5 mm 80 cm	± 0,15 % (0,20 mm) ± 0,20 % (0,2 mm)	± 0,60 % ± 0,60 %	ISO 10545 - 2	1. UKURAN (LENGTH & WIDTH) W 600 mm X 1200 mm ± 12,5 mm 80 cm	± 0,15 % (0,20 mm) ± 0,20 % (0,2 mm)	± 0,60 % ± 0,60 %	ISO 10545 - 2
2. KETEBALAN (THICKNESS) 12,5 mm	± 0,05 % (0,20 mm)	± 0,60 %	ISO 10545 - 2	2. KETEBALAN (THICKNESS) 12,5 mm	± 0,05 % (0,20 mm)	± 0,60 %	ISO 10545 - 2
3. HESJUAN (RECTANGULARITY) DIAGONAL 1 (34-1,6 mm)	± 0,05 % (0,6 mm) ± 0,07 % (0,4 mm) ± 0,09 % (1,2 mm)	± 0,60 %	ISO 10545 - 2	3. HESJUAN (RECTANGULARITY) DIAGONAL 1 (34-1,6 mm)	± 0,05 % (0,6 mm) ± 0,07 % (0,4 mm) ± 0,09 % (1,2 mm)	± 0,50 %	ISO 10545 - 2
4. KELURUSAN TEPI (STRAIGHTNESS OF SIDES) 120 cm 80 cm	± 0,05 % (0,6 mm) ± 0,07 % (0,4 mm)	± 0,50 %	ISO 10545 - 2	4. KELURUSAN TEPI (STRAIGHTNESS OF SIDES) 120 cm 80 cm	± 0,05 % (0,6 mm) ± 0,07 % (0,4 mm)	± 0,50 %	ISO 10545 - 2
5. KEDATARAN PERMUKAAN (SURFACE FLATNESS) A. KELENGKUNGAN TENGAH (CENTRE CURVATURE) (BAR 5 mm) CONCAVE (CEMBUNG) CONCAVE (LEKUNGI) B. KELENGKUNGAN TEPI (EDGE CURVATURE) (800,0 mm) CONCAVE (CEMBUNG) CONCAVE (LEKUNGI) C. TERHADAP PANJANG DIAGONAL (WARPAGE) D. GELDMBANG (DELTA CURVATURE)	0,05 % (0,12 mm) 0,06 % (0,8 mm)	± 0,50 % ± 0,30 %	ISO 10545 - 2	5. KEDATARAN PERMUKAAN (SURFACE FLATNESS) A. KELENGKUNGAN TENGAH (CENTRE CURVATURE) (BAR 5 mm) CONCAVE (CEMBUNG) CONCAVE (LEKUNGI) B. KELENGKUNGAN TEPI (EDGE CURVATURE) (800,0 mm) CONCAVE (CEMBUNG) CONCAVE (LEKUNGI) C. TERHADAP PANJANG DIAGONAL (WARPAGE) D. GELDMBANG (DELTA CURVATURE)	0,05 % (0,12 mm) 0,06 % (0,8 mm)	± 0,50 % ± 0,50 %	ISO 10545 - 2
6. MUTU PERMUKAAN (SURFACE QUALITY)	Minimum 95% dari ubin harus tanpa cacat yang tampak ke permukaan	Minimum 95% dari ubin harus tanpa cacat yang tampak ke permukaan	ISO 10545 - 2	6. MUTU PERMUKAAN (SURFACE QUALITY)	Minimum 95% dari ubin harus tanpa cacat yang tampak ke permukaan	Minimum 95% dari ubin harus tanpa cacat yang tampak ke permukaan	ISO 10545 - 2
7. PENYERAPAN AIR (WATER ABSORPTION)	Maksimum 0,5 %	Maksimum 0,5 %	ISO 10545 - 3	7. PENYERAPAN AIR (WATER ABSORPTION)	Maksimum 0,3 %	Maksimum 0,5 %	ISO 10545 - 3
8. KUAT PATAH (BREAKING STRENGTH)	Rata-rata 2000 N	Tidak kurang dari 1300 N	ISO 10545 - 4	8. KUAT PATAH (BREAKING STRENGTH)	Rata-rata 3000 N	Tidak kurang dari 1300 N	ISO 10545 - 4
9. MODULUS LENTUR (MODULUS OF RUPTURE)	Rata-rata 37 N/mm ²	Minimal 35 N/mm ²	ISO 10545 - 4	9. MODULUS LENTUR (MODULUS OF RUPTURE)	Rata-rata 37 N/mm ²	Minimal 35 N/mm ²	ISO 10545 - 4
10. VOLUME ABRASI (ABRASION RESISTANCE UNGLAZE)	Maximum 174	Maximum 174	ISO 10545 - 6	10. VOLUME ABRASI (ABRASION RESISTANCE UNGLAZE)	-	-	ISO 10545 - 6
11. PUTARAN ABRASI (ABRASION RESISTANCE GLAZE)	-	-	ISO 10545 - 7	11. PUTARAN ABRASI (ABRASION RESISTANCE GLAZE)	Minimum kelas III (500/1000)	Laporkan kelas abrasif dan jenis patahan	ISO 10545 - 7
12. KOEFISIEN MUAI PANJANG	-	-	-	12. KOEFISIEN MUAI PANJANG	-	-	-
13. TEMP RUANG SAMPAI 100 °C (GLAZE)	-	-	ISO 10545 - 8	13. TEMP RUANG SAMPAI 100 °C (GLAZE)	Tidak rusak	Metode test tersedia	ISO 10545 - 8
14. THERMAL SHOCK RESISTANCE (GLAZE)	-	-	ISO 10545 - 9	14. THERMAL SHOCK RESISTANCE (GLAZE)	Tidak rusak	Metode test tersedia	ISO 10545 - 9
15. CRAZING RESISTANCE (GLAZE)	-	-	ISO 10545 - 11	15. CRAZING RESISTANCE (GLAZE)	Tidak rusak	Metode test tersedia	ISO 10545 - 11
16. KETAHANAN TERHADAP BODA (RESISTANCE TO CHEMICAL) A. UBIN BERGLAZIR (GLAZE) B. UBIN TIDAK BERGLAZIR (UNGLAZE)	Minimum kelas 3	Metode test tersedia	ISO 10545 - 14 ISO 10545 - 14	16. KETAHANAN TERHADAP BODA (RESISTANCE TO CHEMICAL) A. UBIN BERGLAZIR (GLAZE) B. UBIN TIDAK BERGLAZIR (UNGLAZE)	Minimum kelas 3	Minimum kelas 3	ISO 10545 - 14 ISO 10545 - 14
17. KETAHANAN TERHADAP BAHAN KIMIA (RESISTANCE TO CHEMICAL) A. ASAM & BASA KONSENTRASI RENDAH "L" (ACID & ALKALI LOW CONCENTRATIONS) B. ASAM & BASA KONSENTRASI TINGGI "H" (ACID & ALKALI HIGH CONCENTRATIONS) C. KETAHANAN TERHADAP KIMIA RUMAH TANGGA DAN GARAM DI KOLAM BERANGKAS (RESISTANCE HOUSEHOLD CHEMICALS AND SWIMMING POOL SALTS) - UBIN BERGLAZIR (GLAZE) - UBIN TAK BERGLAZIR (UNGLAZE)	Tidak berubah warna Test method available	Test method available	ISO 10545 - 13	17. KETAHANAN TERHADAP BAHAN KIMIA (RESISTANCE TO CHEMICAL) A. ASAM & BASA KONSENTRASI RENDAH "L" (ACID & ALKALI LOW CONCENTRATIONS) B. ASAM & BASA KONSENTRASI TINGGI "H" (ACID & ALKALI HIGH CONCENTRATIONS) C. KETAHANAN TERHADAP KIMIA RUMAH TANGGA DAN GARAM DI KOLAM BERANGKAS (RESISTANCE HOUSEHOLD CHEMICALS AND SWIMMING POOL SALTS) - UBIN BERGLAZIR (GLAZE) - UBIN TAK BERGLAZIR (UNGLAZE)	Tidak berubah warna Test method available	Test method available	ISO 10545 - 13
	Minimum UK	Minimum UB	ISO 10545 - 13		Minimum GB	Minimum GB	ISO 10545 - 13